



## APPLICATIONS

- For direct installation into the process
- Bearing
- Machine building
- Motors
- Pipelines and vessels

## SPECIFICATIONS

<b>Type</b> PT-2	<b>Material</b> Process connection: Stainless steel Head: Aluminium
<b>Accuracy class</b> Standard class A*	
<b>Scale ranges</b> -100 °C / +650°C	<b>Process connection</b> 1/2" BSP, other connections on request

## DESCRIPTION

Resistance thermometers without thermowell are particularly suitable for those applications in which the metal sensor tip is mounted directly into bored holes (e.g. in machine components) or directly into the process for any application with no chemically aggressive media or abrasion.

For mounting into a thermowell, a spring-loaded compression fitting should be provided, since only this can press the measuring tip into the bottom of the thermowell. Otherwise a potentially critical force could be exerted on the measuring tip. Mounting is usually made directly into the process. Fastening elements such as threaded fittings, union nuts, etc. can also be used.

The flexible part of the probe is a mineral-insulated cable (sheathed cable). It consists of a stainless steel outer sheath in which the internal lead is pressed and isolated within a high-density ceramic mass. The measuring resistor is connected directly to the internal leads of the sheathed cable and is, therefore, also suitable for use at higher temperatures.

Due to their flexibility and the small possible diameters, sheathed resistance thermometers can also be used in locations that are not easily accessible, since, with the exception of the sensor tip and the transition sleeve of the connection cable, the sheath can be bent to a radius of three times the diameter of the cable.



PT-2 RESISTANCE  
THERMOMETER (MA-HEAD)

## FEATURES

- Sensor ranges from -100...650°C (-148...1202°F)
- For insertion, screw-in with optional process connection
- Connection head form MA

## OPTIONS

- Accuracy class B or AA available on request\*
- Calibration certificate (national and international standards)

### TYPE

PT-2 resistance thermo  
meter (MA-head)

### CONNECTION METHOD

Single elements

1 x 2-wire  
1 x 3-wire  
1 x 4-wire

### MEASURING ELEMENT

Pt-100

### METAL PROBE

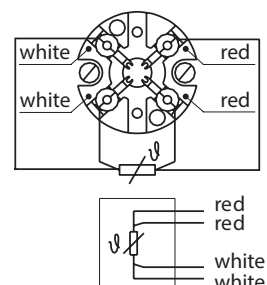
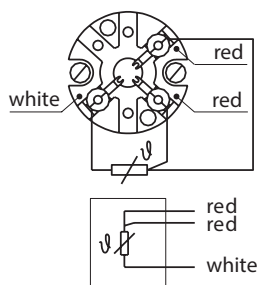
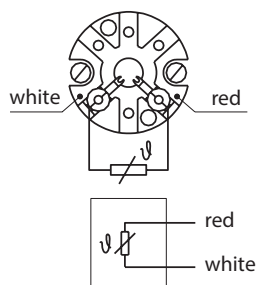
Material: Stainless steel  
Diameter: 6\*, 8, 10 mm  
Length: Selectable

\*Only possible for thermometers without thermowell

### Electrical connection (colour code per IEC/EN 60751)

Connection head form B

1 x Pt100, 2-wire



## TYPE

PT-2 resistance thermo  
meter (MA-head)

### CONNECTION HEAD

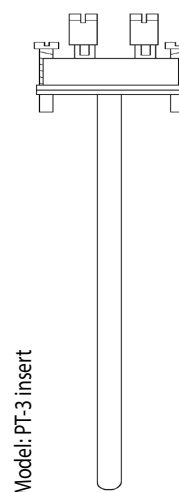
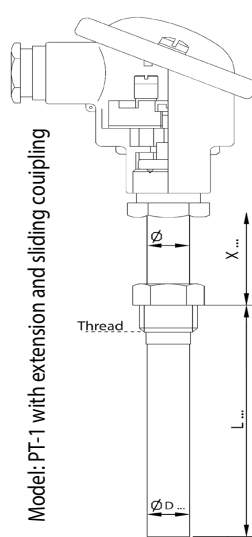
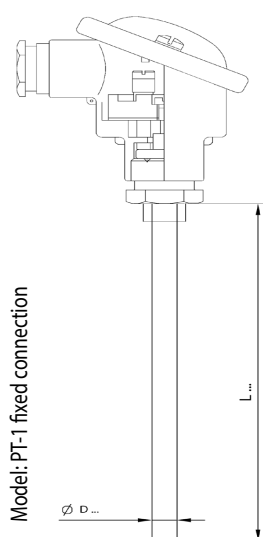
MODEL	MATERIAL	CABLE ENTRY THREAD SIZE	INGRESS PROTECTION	CAP	SURFACE	CONNECTION TO NECK TUBE
BS	Aluminium	M16 x 1.5	IP65, IP68	Flat, 2 screws	Orange, Lacquered <sup>3</sup>	M10 x 1

1) The ingress protection refers to the connection head

2) Standard (others on request)

3) RAL 2003

CABLE ENTRY	COLOUR	INGRESS PROTECTION (MAX.)	MIN. / MAX. AMBIENT TEMPERATURE	CABLE ENTRY THREAD SIZE
Standard cable entry	Blank	IP65	-40...80 °C	M16 x 1.5



## Without Thermowell

This version is designed mainly for mounting in one of the available compression fittings.

Material: Stainless Steel

Stainless steel ferrules can be adjusted once; they have been unscrewed, sliding along the sheat is no longer possible.

- Max. temperature at process connection 550 °C

## With Thermowell

This version is designed mainly for mounting in one of the available compression fittings.

Since the compression fitting is movable on the probe, the L and X dimensions define the as-delivered condition. The length of the compression fitting determines the smallest possible neck length X of approx. 40 mm.

Material: Stainless Steel

Stainless steel ferrules can be adjusted once; they have been unscrewed, sliding along the sheat is no longer possible.

- Max. temperature at process connection 550 °C

### TYPE

PT-2 resistance thermo  
meter (MA-head)

Item	Code	Notes	XXX	X	X	XX	XX	XXX	X	X	XXX
Product MA-head resistance thermometer Measuring insert	PT2 PT3	(No connection)									
Configuration Head form MA with ceramic socket	M										
Measuring Element 3-wire 4-wire	3 4										
Maximum temperature 200°C 550°C	LT HT										
Insert diameter 6 mm 8 mm 10 mm	06 08 10	(Only fixed insert)									
Insert length - L Specify length in mm (3 digits)	xxx										
Sliding coupling connection No connection, plain stem G 1/2" 1/2" NPT M20 x 1,5 M27 x 2 G3/4" Other connection	X A B C D E Z	(Please specify!)									
Fixed thread connection G 1/2" G 1/4" 1/2" NPT G 3/4" Other connection	1 2 3 4 0	(Max. 8 mm insert)  (Please specify!)									
Fixed insert No Yes	L V										
Extension length - X Specify length in mm (3 digits)	xxx										
Extra options Other cable gland Test certificate											